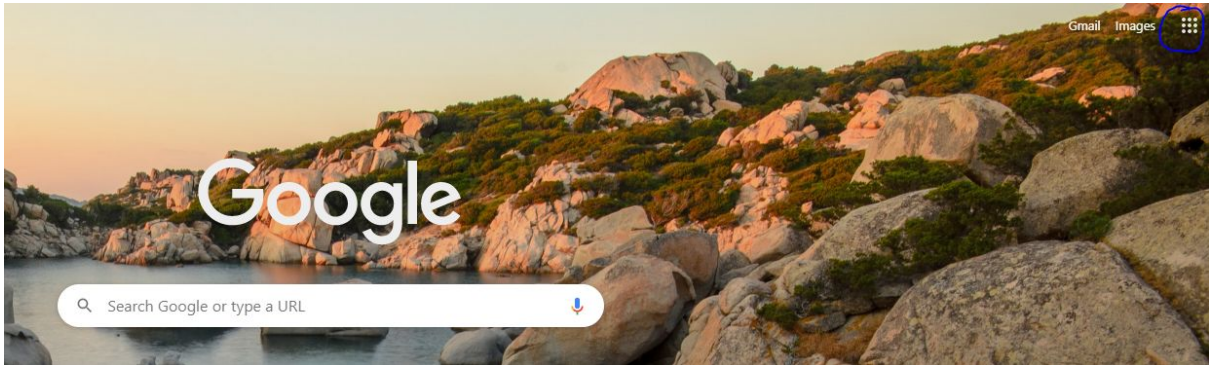


# Setting Up Google Classroom

First open up google and open a page so that you have 9tiles in the top right corner

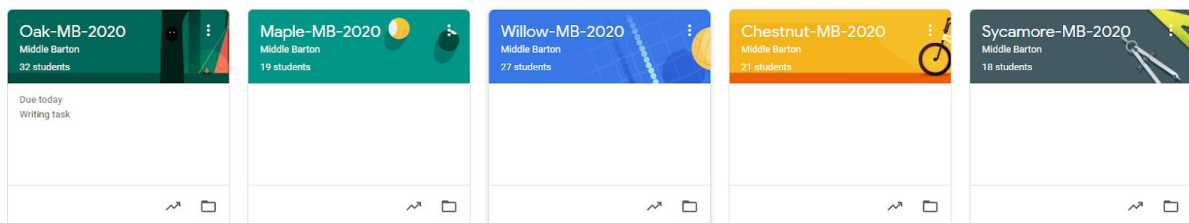


Click on the 9 tiles. You will be prompted at some point to log in with your google email / account. Use the email address given to you and the password.

Then you can click on the tile google classroom



You will then get to the page with the classes on. Click on your class.



The first page you see will be the 'stream', which is a sort of dialogue page of what has been happening and where your teacher will post the work set for you

# Oak-MB-2020

Middle Barton  
Class code jrjrdi





Select theme  
Upload photo

**Upcoming**

Due today  
Writing task

[View all](#)

 Share something with your class... 

 Jessica Arthur posted a new assignment: Chapter 1- writing task ▶ 1 student  
14 Apr (Edited 14 Apr) 

3 class comments

 Jessica Arthur posted a new assignment: Answers- Chapter 1 -reading- Matilda ▶ 1 student  
14 Apr 

You can open up this work and complete it.

All topics

Pig Heart Boy- readi...



 Create

 Google Calendar  Class Drive folder

 Writing task

Due Today

## Pig Heart Boy- reading and writing tasks

 Chapter 1- writing task  3

Edited 14 Apr

 Answers- Chapter 1 -reading- Matilda

Posted 14 Apr

 Pig Heart Boy- Chapter 1

Posted 14 Apr

If you then click on one of the tasks you will see further sheets.

# Pig Heart Boy- reading and writing tasks



Chapter 1- writing task 3

Edited 14 Apr



Answers- Chapter 1 -reading- Matilda

Posted 14 Apr

No due date ▶ 1 student


answer the questions from the slides about Chapter 1 here then send to me

0

Handed in

1

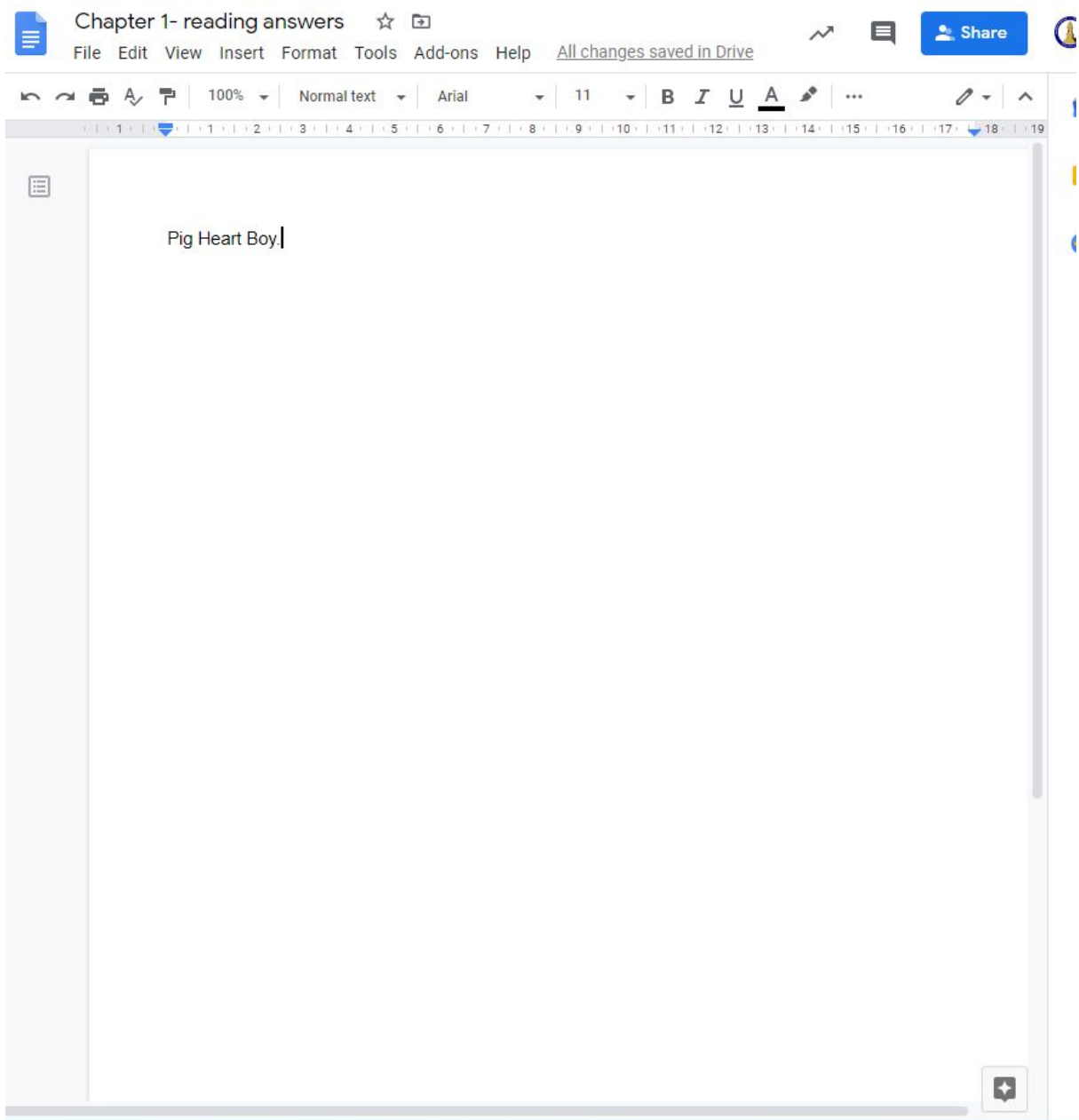
Assigned



Chapter 1- reading answ...  
Google Docs

[View assignment](#)

You can open up the 'chapter 1 google docs' and you will be taken to a sheet for you to write on.



When you have finished your work, you will be able to 'hand it in' so that your teacher can read and mark it.

You go to the stream tab and click on the work you want to 'hand in' and submit it. The teacher can then mark and hand back to you for further improvements if necessary.